

PETROLEUM FUND OF TIMOR-LESTE

QUARTERLY REPORT

For the Quarter ended 30 June 2006

Presented to the Minister of Planning & Finance

by

Banking & Payments Authority of Timor-Leste

INTRODUCTION

This report is produced in accordance with Article 13 of the Petroleum Fund Law which requires the central bank to report on the performance and activities of the Petroleum Fund of Timor-Leste, referred to in this report as the Fund unless the context suggests otherwise.

All monetary references in this report are to United States dollars as the official currency of Timor-Leste.

EXECUTIVE SUMMARY

The Petroleum Fund was formed by the enactment of the Petroleum Fund law promulgated on 3 August 2005. The law gives the Banking & Payments Authority (BPA) of Timor-Leste the responsibility for the operational management of the Fund, and following the passing of the law the BPA commenced operations immediately.

This report covers the period from 1 April 2006 to 30 June 2006.

During this period, the BPA continued to invest all funds received according to a mandate agreed with the Minister of Finance in which a benchmark index of United States Treasury Notes with maturities up to five years is specified together with defined performance measures.

In the course of the quarter the Net Asset Value (NAV) of the Fund grew from \$507.9 million to \$649.7 million. The performance numbers was 0.70% for the Petroleum Fund portfolio and 0.67% for the Benchmark.

1. PETROLEUM FUND MANAGEMENT MANDATE

The Banking and Payments Authority has been appointed to undertake the operational management of the Fund in accordance with Article 11.3 of the Petroleum Fund Law which states that the Minister shall enter into an agreement with the Central Bank for the operational management of the Petroleum Fund and the Central Bank shall be responsible for the operational management of the Petroleum Fund.

The management agreement was negotiated and agreed between the Ministry of Planning and Finance and the Banking & Payments Authority, and signed on 12 October 2005.

This mandate set out in the Management Agreement has not changed since the previous report, and is as follows:

1. QUALIFYING INSTRUMENTS

The assets of the Fund shall be invested in the classes of instruments as described below. The indices indicated with each asset class shall be used to measure the performance of the Fund.

Debt instruments issued by the United States and other qualifying sovereign governments:

Index: Merrill Lynch 0-5 year government bond index

Short-term liquidity instruments maintained by the Fund limited to budgeted monthly appropriations from the Fund to the state budget account described in Article 13 based on cash projections supplied to the Central Bank by the Minister shall be excluded from the Fund for the purpose of benchmark comparison, but the Central Bank shall otherwise be accountable for the return on these instruments.

2. MANDATE

1. The nature of the mandate established by the Minister shall be to passively manage the Fund close to the benchmark, so that in normal circumstances the objective shall be to achieve a return within 25 basis points of the benchmark.
2. The difference in the modified duration between the portfolio and the benchmark shall be less than 0.2 years.

To enable the orderly acquisition of suitable investments, the parameters in this Annex 1 shall apply only from thirty (30) days after the date of entering into force of this Management Agreement.

All royalty payments and funds received from taxpayers, other than small amounts that do not collectively reach the minimum investment threshold set by the BPA, have been invested in the mandated benchmark from the day following receipt.

2. MARKET TRENDS DURING THE QUARTER

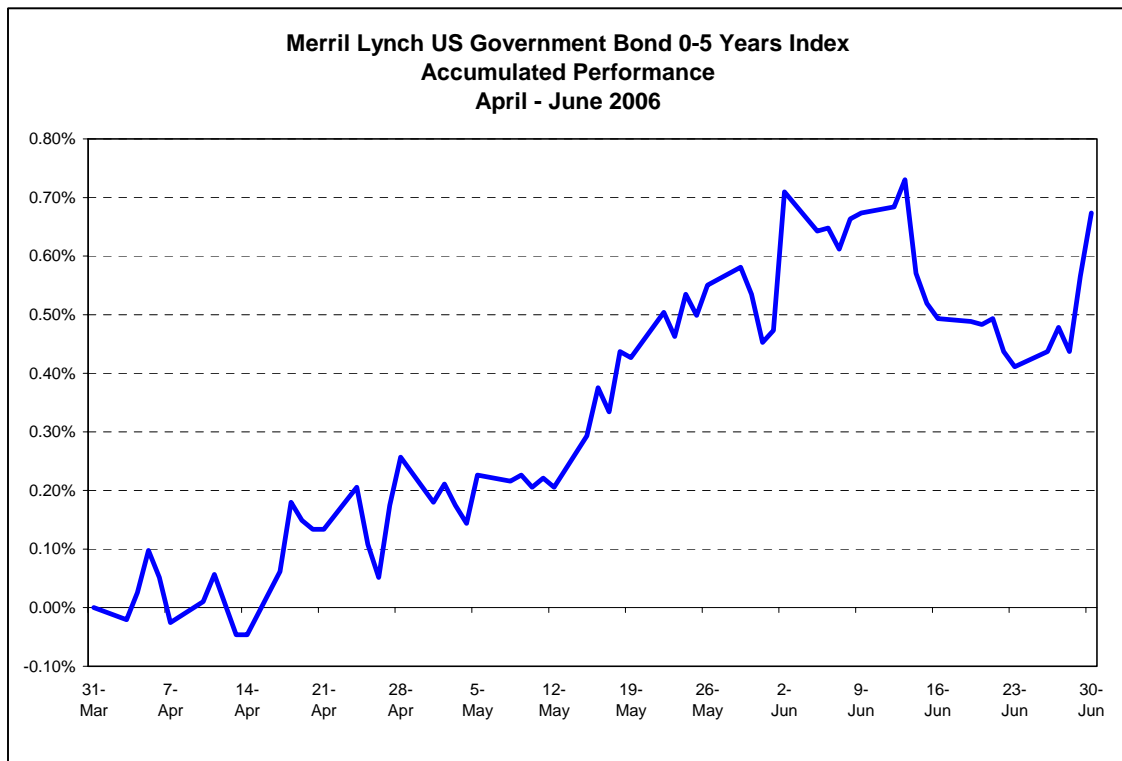
The US Fed Funds target rate increased from 4.75% to 5.25% during the quarter.

There were two interest rate increases, both with 25 basis points:

-10. May to 5.00 %

-29. June to 5.25 %

The following graph shows the performance of the Merrill Lynch US Government bond index during the quarter.



3. MANAGEMENT DURING THE QUARTER

Objectives

The BPA's objective in managing the Fund continued to be to manage the Fund closely to the agreed mandate. The implication of this policy was that cash received by the Fund was invested in a portfolio with the same characteristics as the mandated index in a timely manner, normally within two working days. This policy is consistent with the passive investment mandate given to the BPA by the Minister of Planning and Finance.

Operational Implementation

The systems described in the previous quarterly reports have continued to operate and have allowed the portfolio to be closely managed on a daily basis.

Daily financial reports on the performance of the Fund are produced for BPA management as part of the management process.

The mandate is operationalised by selecting ten from the approximately 80 US Treasury Notes that form the defined benchmark index. The selected bonds fall within the ten six-month periods for the next five years and have been purchased in amounts that replicate the market value of all bonds in the index falling within the same maturity periods.

Staff and security situation

During the unrest in Dili, the BPA management implemented the contingency plan procedures to ensure the minimum operational management of the Petroleum Fund. In this period, the limited Petroleum Fund staff were able to monitor and perform the most time critical tasks, including the rebalancing around the May/June month end.

During the first month of the quarter, staff assigned to the Petroleum Fund Department continued to engage in capacity building, primarily in the form of in-house training

Technical Assistance

The BPA acknowledges with appreciation the receipt of technical assistance from international agencies during the quarter, as follows:

- The Norwegian Petroleum Directorate funded two resident advisors for the entire quarter to further support capacity building and institutional development. One of these positions is organised through the International Monetary Fund.

4. PORTFOLIO PERFORMANCE

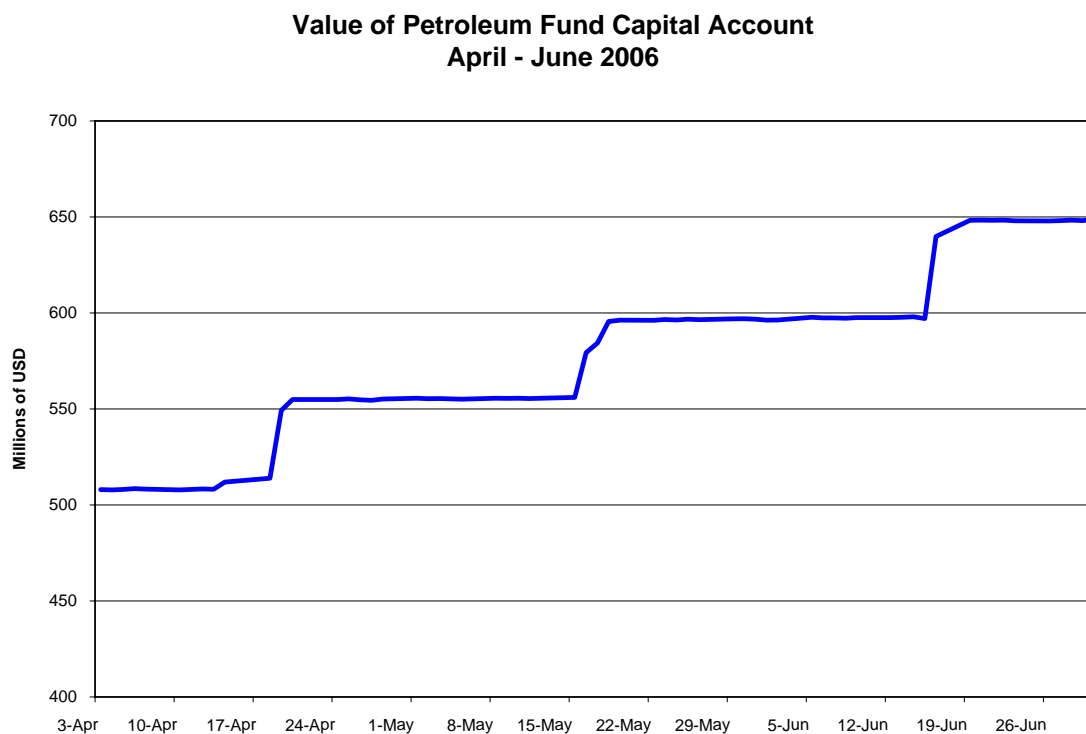
Absolute return

Absolute return for quarter April-June 06		Absolute return attribution:	
		Number in USD (millions)	
507.9	Starting NAV (31 March)	Coupon & Interest receipts	5.3
137.7	Receipts during the period	Change in Bond market values	-1.2
649.7	Closing NAV (30 June)	Absolute return	4.1
141.8	Change in NAV during the quarter		
4.1	Absolute return in the period		

The opening Market Value of the Fund at the beginning of the quarter was \$507.9 million and the closing Market Value as at 30 June 2006 was \$649.7 million. The petroleum tax payers contribution to the fund was 137.7 million. Absolute return

was \$4.1 million during the quarter. This represents a return to the Fund based on the time weighted rate of return of 0.70%, or 70 basis points for the quarter.

A graphical presentation of the growth in the NAV of the Fund during the quarter is as follows:



The major movements in the value of the Fund took place as a result of the taxpayer receipts that are usually received around the middle of each month.

5. MANAGEMENT COSTS

The means by which the management costs of the Fund are to be recognised is determined in the Petroleum Fund law. Article 6.3 of the law states “From the amount received in accordance with Section 6.1, the Central Bank shall be entitled to deduct, by direct debit of the Petroleum Fund account, any reasonable management expenses, as provided for in the operational management agreement referred to in Section 11.3”.

The management agreement provides for a management fee of up to \$270,000 to be paid from the Fund to the BPA in the fiscal year 2005/6. This management fee is intended to cover the actual expenses incurred by the BPA in managing the Fund.

Management fees of \$30,000 per month (being a pro rata for the nine months during which the Management Agreement will be in force) were deducted from the Fund during the quarter.

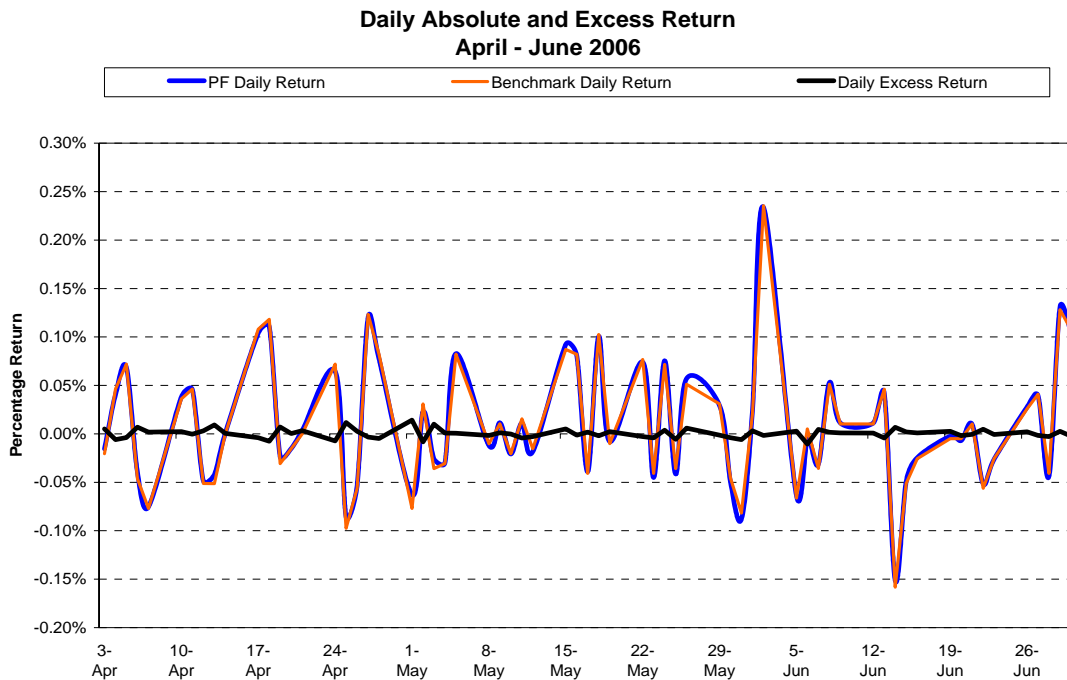
6. TRANSFERS FROM THE PETROLEUM FUND

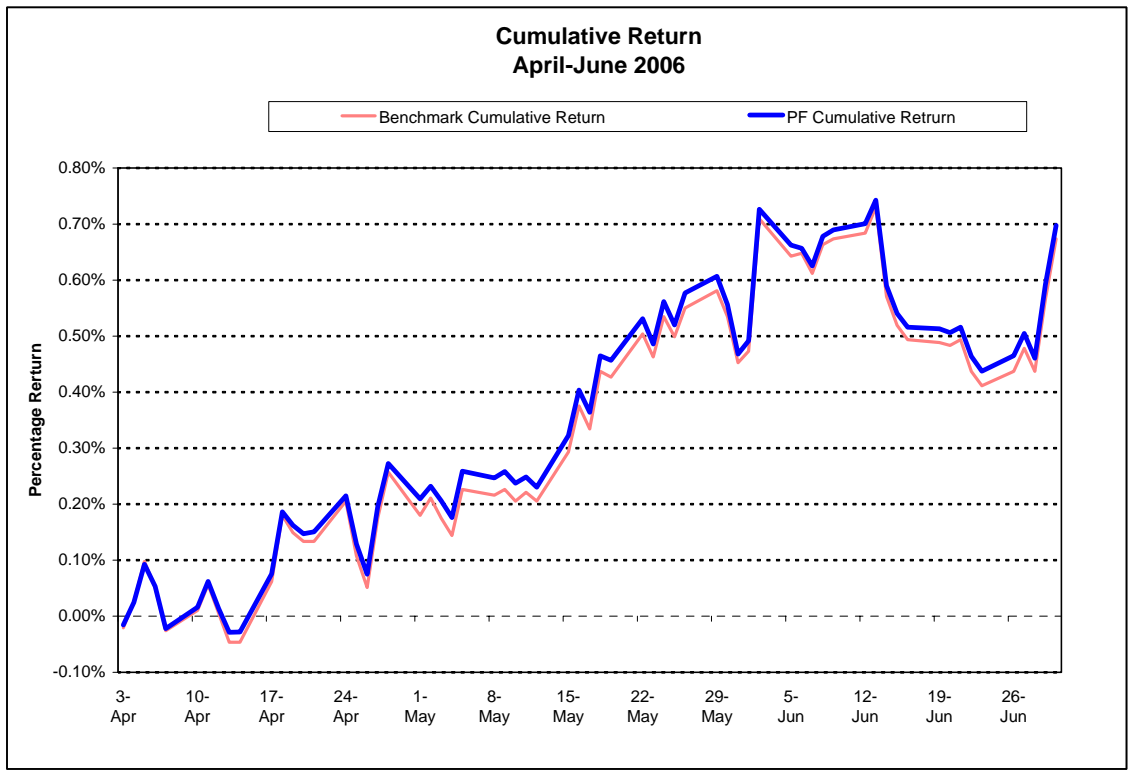
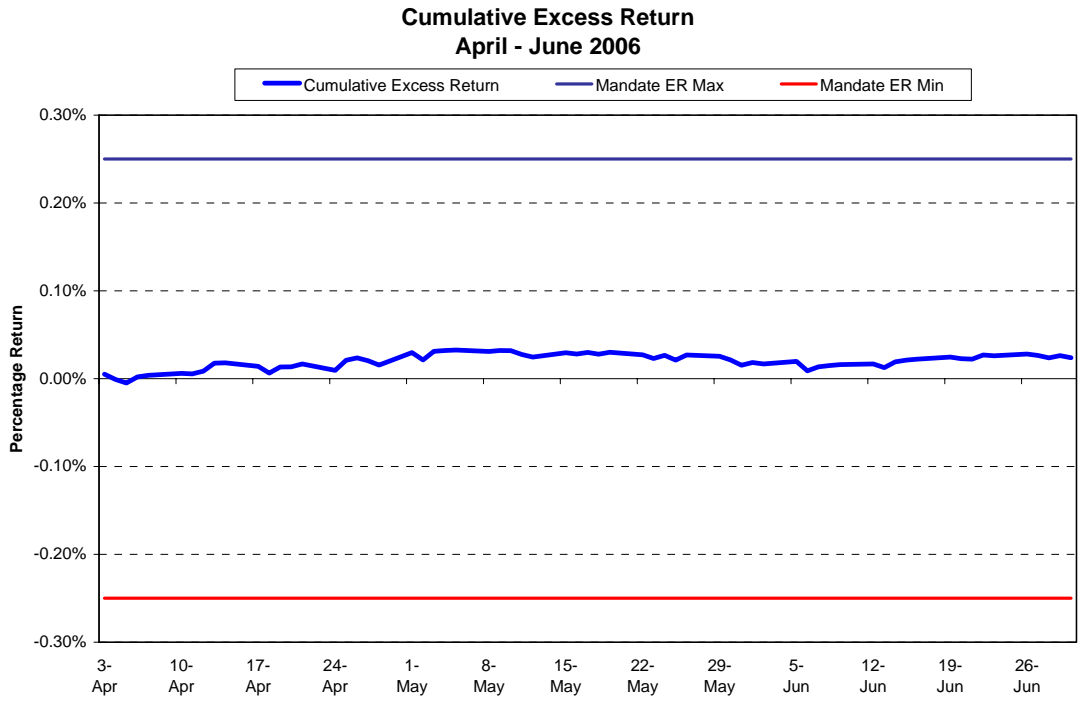
According to Article 7.1 of the Petroleum Fund law transfers from the Fund may only be made to the credit of a single State Budget account. No transfers were made from the Petroleum Fund in the quarter ended 30 June 2006.

7. RISK EXPOSURE OF PORTFOLIO

7.1 Tracking Error

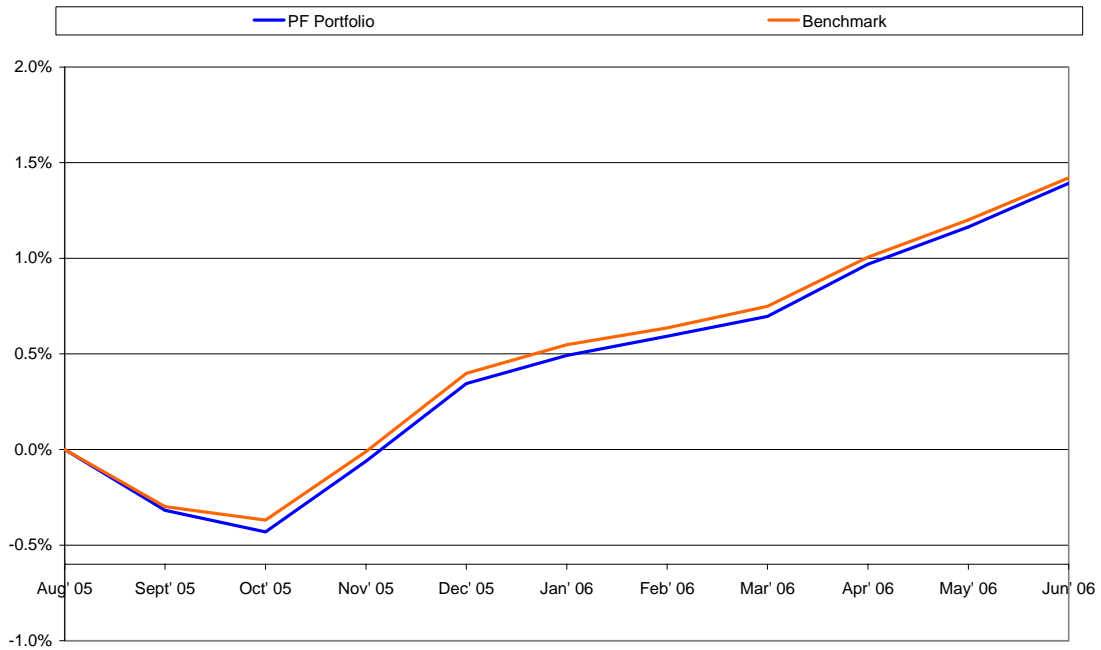
The following graphs illustrate the manner in which the Fund portfolio tracked the benchmark index. The line “Daily Excess Return” measures the difference between the return on the Fund’s portfolio and the benchmark. The daily excess return remained within a band of +1.4 basis points and -1.1 basis points. The cumulative daily excess return for the quarter was 2 basis points above the benchmark, within the 25 basis points in the investment mandate.





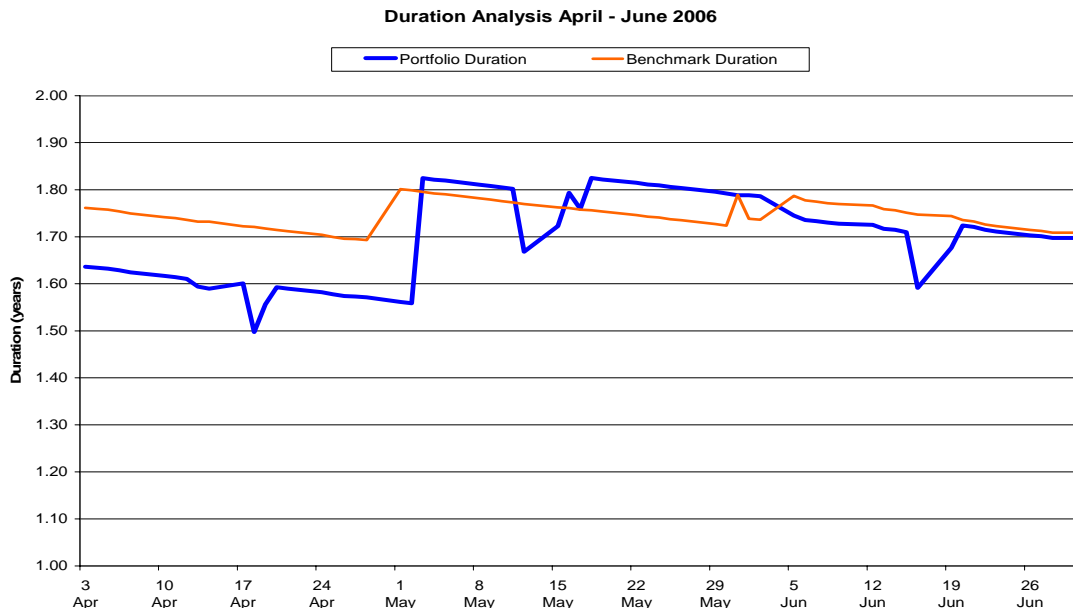
The performance of Petroleum Fund since its inception compared with the performance of the benchmark over the same period is shown in the following graph. The performance shortfall is attributed to the cost of acquiring the investments and rebalancing costs.

**Petroleum Fund Cumulative Return
September 2005 - June 2006**



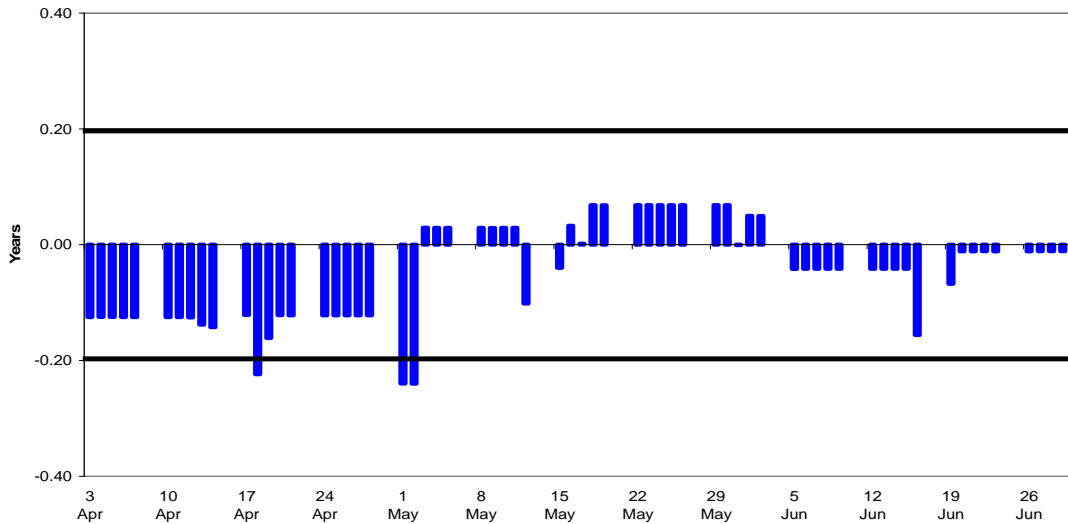
7.2 Duration

The mandate given by the Minister of Planning and Finance to the BPA specifies that the Fund portfolio shall have a Modified Duration within 0.2 years of the benchmark index. The following graphs show, firstly, the modified durations of the portfolio and the index, and secondly, the difference between the portfolio and the index compared with the mandated maximum of ± 0.2 years.



The above graph shows the modified duration of the Petroleum Fund investment portfolio compared with the modified duration of the benchmark index.

**Difference between Modified Duration of Portfolio and Benchmark
April - June 2006**



The above graph shows the daily difference in modified duration between the investment portfolio and the benchmark. The Management Agreement states that the modified duration of the portfolio shall be managed within plus or minus 0.2 years of the modified duration of the benchmark. The mandate was breached on three days due to large cash receipts at the time we had already shorter duration than the benchmark and due to settlement arrangements at the month end.

7.3 Credit Risk

The Merrill Lynch index comprises Treasury Notes issued by the United States Government, which is rated AAA.

All investments by the Petroleum Fund were also in US Treasury Notes.

Cash received by the Petroleum Fund pending investment is invested at overnight money market interest rates in an overnight repurchase pool operated by the Federal Reserve Bank of New York.

8. COMPLIANCE STATEMENT

The BPA has undertaken the operational management of the Petroleum Fund within the terms of the mandate set out in the Management Agreement.

Qualifying Instruments

The Fund was invested in the qualifying instruments within the investment universe specified in the mandate at all times during the quarter. At no time was the Fund invested in instruments other than those disclosed in this report.

Return on the Portfolio

The performance on the portfolio for the quarter was 70 basis points compared with the benchmark performance of 67 basis points. The difference of 2 basis points is within the mandated target of ± 25 basis points.

Modified Duration of the Portfolio

The modified duration of the Fund's investment portfolio and the mandated index are measured by the BPA daily. The modified duration of the Petroleum Fund portfolio fell marginally outside the mandate by 0.22 and 0.24 years difference to the benchmark on three days during the quarter.

Internal Audit

In accordance with the provisions of Article 22 of the Petroleum Fund law number 9/2005 that requires BPA's Internal Auditor to perform an audit of the Fund every six months. The Internal Auditor has performed an audit on the Fund to 31 December 2005.

Accounting Principle

In accordance with the provision of Article 21 of the Petroleum Fund Law, the accounts and records of the Petroleum Fund shall be presented by using the International Accounting Standard (IAS). The Financial Statements given in this report, as well as the previous reports, is prepared by using the mark-to-market accounting standard.

9. SUMMARY FINANCIAL STATEMENTS

Balance Sheet

The unaudited balance sheet for the Petroleum Fund of Timor-Leste as at 30 June 2006 was as follows:

	In \$ thousands
NET ASSETS	
Earmarked Receipts Account	299
Overnight Repurchase Agreements	200
US Treasury Notes (market value)	646,133
Accrued Coupon	3,216
Less: Pending Purchases of Securities	(0)
TOTAL	\$649,848
CAPITAL	
Opening Balance from Government	204,604
Article 6.1(a) Revenue Receipts	360,724
Article 6.1(b) DA Receipts	77,472
Article 6.1(c) Investment Income	13,150
Unrealized market gain/(loss)	(5,832)
Management Expenses	(270)
TOTAL	\$649,848

Profit and Loss Statement

The unaudited Profit and Loss Statement for the Petroleum Fund of Timor-Leste for the quarter ended 30 June 2006 is as follows:

	In \$ thousands	
INCOME	Quarter	Year to Date
Money Market Interest	86	253
Treasury Note Coupons	5,261	12,897
Income	5,347	13,150
Less: Unrealized market revaluations	(1,205)	(5,832)
Net Result for period	\$4,141	7,318

These financial statements do not include comparative figures because this is the first year of the Petroleum Fund's operation.

Note: The basis on which these financial figures have been prepared is to recognize income as comprising (i) coupon income on an accruals basis, and (ii) changes in market value in the price of the investments that occur after purchase.

Dili, 19 July 2006

Venâncio Alves Maria
Acting Executive Director

Abraão de Vasconcelos
General Manager