

POLITIKA NO ESTRATEJIA DEZENVOLVIMENTU EKONOMIKU TIMOR-LESTE



Helder Lopes

Principal Economist and Chief of Staff
Ministry of Finance

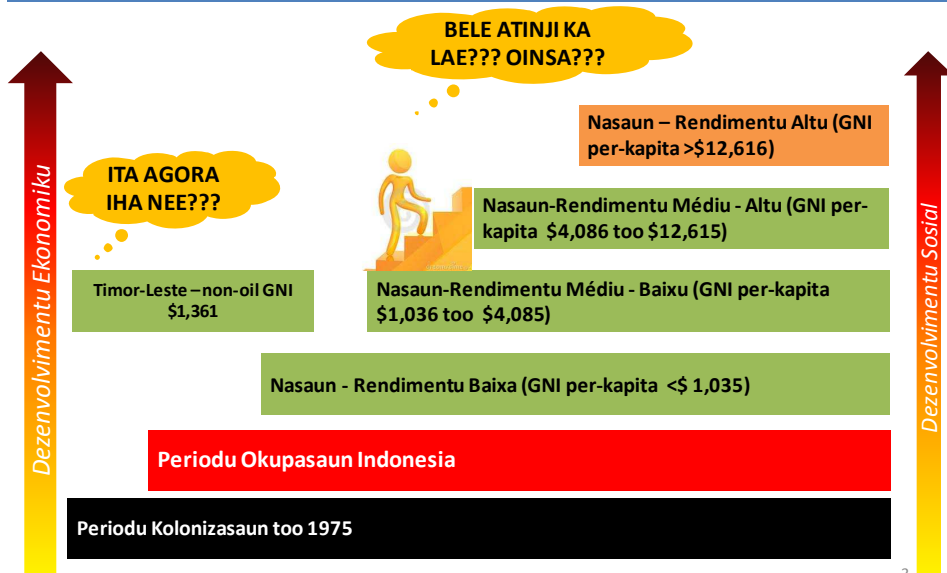
Dili, 05 Novembru 2014

ESTRUTURA APREZENTASAUN

- PLANU ESTRATEJIKU DEZENVOLVIMENTU (PED)
- OBJETIVU POLITIKA MAKROEKONOMIA
- PANORAMA POLITIKA FISKAL
- REZULTADUS PRINSIPAIS

VIZAUN PED:

*Timor-Leste Sai Nasaun ho Rendimentu Médiu-Altu iha 2030
no ho Populasaun nebe Saudavel no Edukadu*



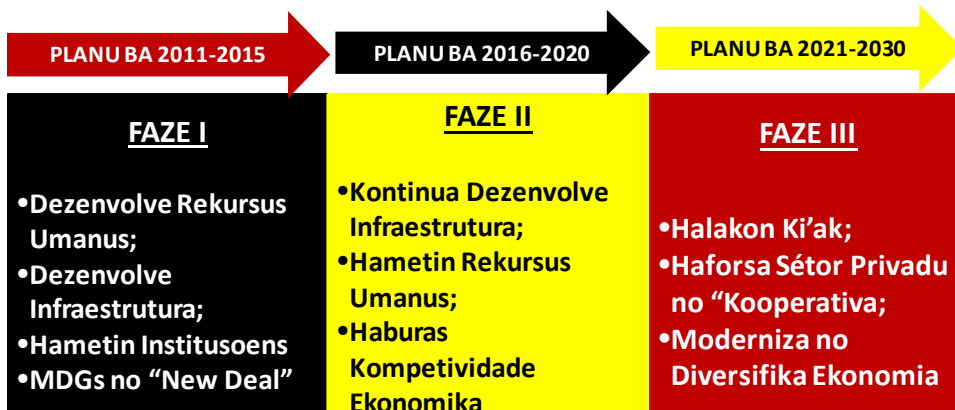
PLANU ESTRETEJIKU DEZENVOLVIMENTU (PED)

Vizaun no Faze Implementasaun PED



PLANU ESTRATEJIKU DEZENVOLVIMENTU NASIONAL 2011-2030

“Vizaun: Timor-Leste Sai Nasaun ho Rendimentu Médiu-Altu iha 2030”



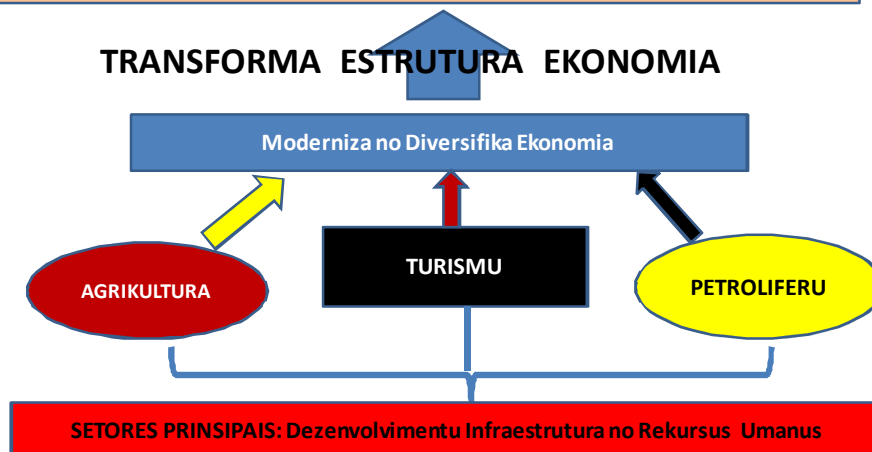
DIVERSIFIKASAUN EKNOMIA



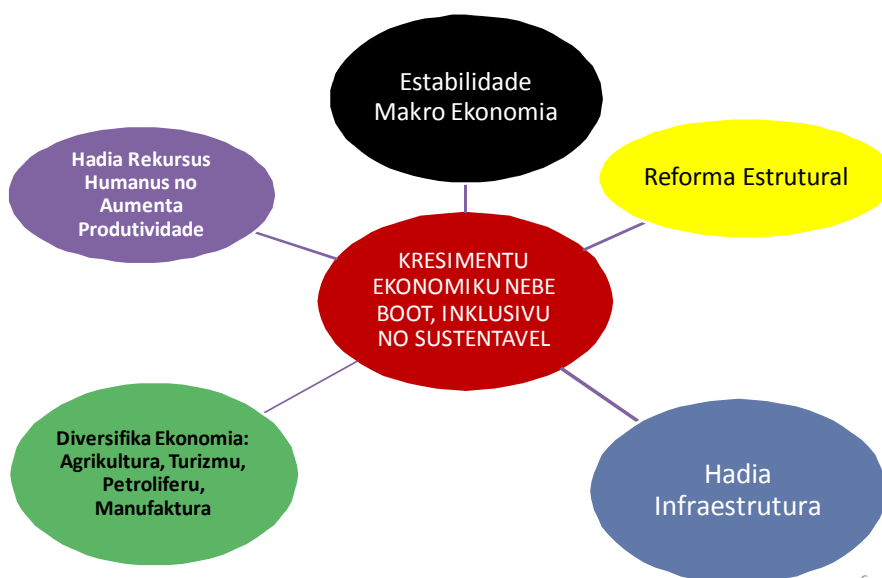
PLANU ESTRATEJIKU DEZENVOLVIMUNTU NASIONAL 2011-2030

“Visaun: Timor-Leste Sai Nasaun ho Rendimentu Médiu-Altu iha 2030”

TRANSFORMA ESTRUTURA EKONOMIA

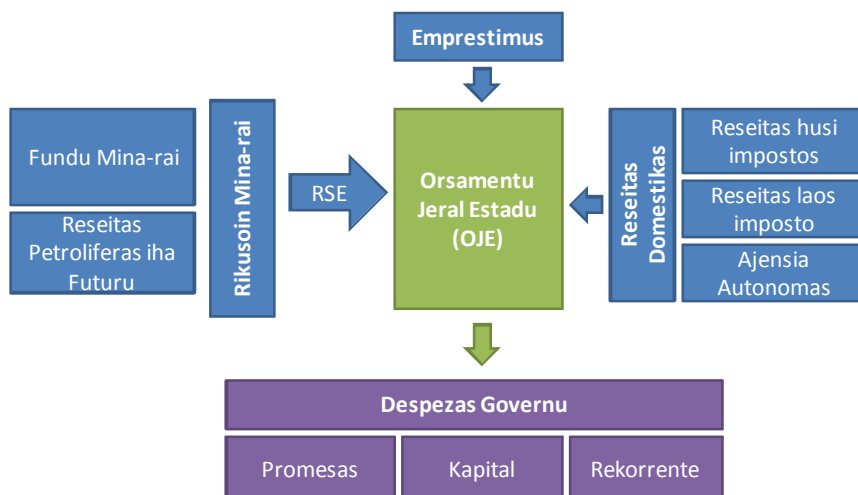


OBJETIVU POLITIKA MAKRO EKONOMIA



6

PANORAMA POLITIKA FISKAL TIMOR-LESTE



5 FATORES PRINSIPAIS KONSIDERA IHA PREPARASAUN OJE

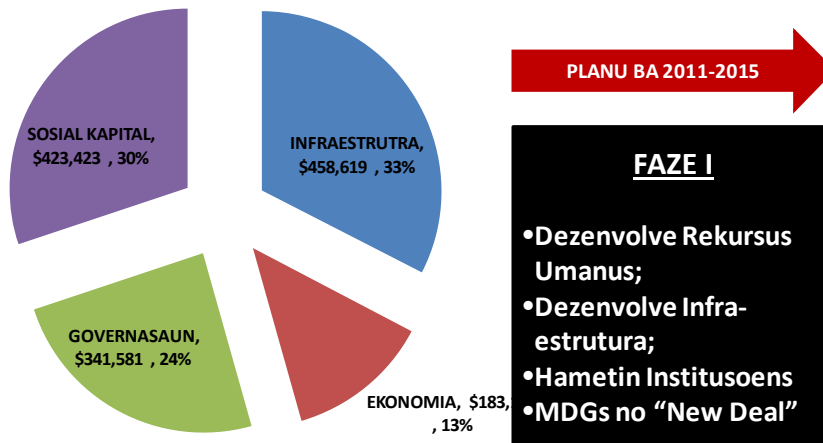


1. Prioridade Nasional 2015: 1) Kontinua hadia uma-laran; 2) Hadia prestasaun servisu; 3) Hadia Rekursus Umanus; 4) Infraestruturaz bazika; 5) Hasae produsaun agrikula
2. Kapasidade Ezekusaun
Taxa Ezekusauntoo 23-Oct-2014 (58% aktual)
3. Sustentabilidade Fiskal
 $\text{Despezas} \leq \text{Reseitas}$
4. Kualidade Orsamentu
Makina Estadu vs Investimentu
5. Kapasidade Ekonomika hodi Absorve
Inflasaun no Despeza nebe sai ba rai-liur

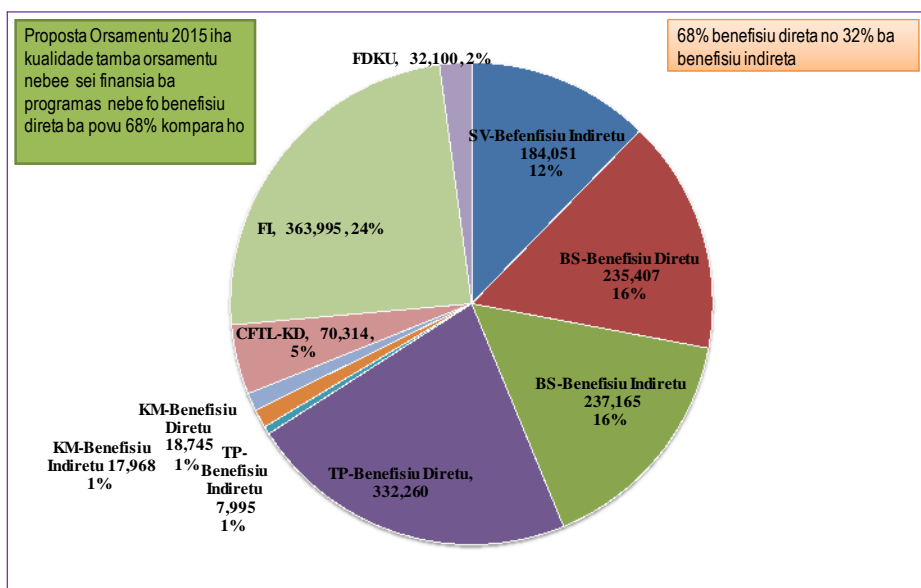
(1) REZULTADU: PED ho PROPOSTA OJE 2015



Distribuisaun OJE 2014 ba Setor PED - "La inklui Dotasoesn Tododo do Governu" (000\$)



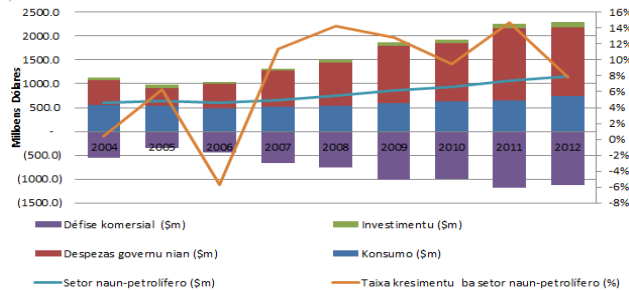
(2) REZULTADU: DISTRIBUISAUN PROPOSTA OJE 2015



(3) REZULTADU: KRESIMENTU EKONOMIKU



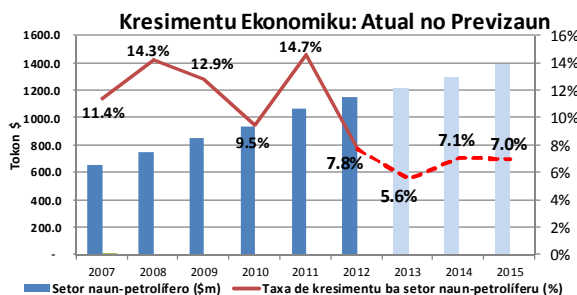
PIB Real Naun-Petroliferu 2004-2012



Taxas Kresimentu PIB Real Naun-Petroliferu 2006-2012 (%)

	2006	2007	2008	2009	2010	2011	2012
PIB Setor Naun-Petroliferu	-5.7%	11.4%	14.3%	12.9%	9.5%	14.7%	7.8%
Agrikultura, Florestas & Peskas	5.2%	-3.3%	0.3%	8.1%	-2.9%	-17.9%	14.6%
Konstrusaun	-44.6%	94.3%	139.8%	50.0%	6.9%	52.7%	-6.6%
Komersiu pur-grosu no retallu	-3.2%	8.6%	13.1%	8.5%	4.4%	4.2%	7.3%
Administrasaun Públika	10.5%	13.1%	5.7%	31.7%	13.1%	19.1%	11.0%
Setores seluk	-9.9%	9.0%	6.4%	9.5%	13.1%	6.4%	16.4%

(4) REZULTADU: KRESIMENTU EKONOMIKU NO INFLASAUN



- Preve katak kresimentu ekonomiku TL ba mediu-prazu entre 5.5% -7.5%,
- Maibe “KUALIDADE” kresimentu sei aumenta tamba iha aumentu ba kresimentu iha despesas uma kain no investimentu setor privadu

Politika Governu liu husi OJE 2015 hodi hatu'un/kontrola inflasaun mak:

- Mantein no kontrola demanda agregadu;
- Hasae produtividades iha setores produtivus – aumenta oferta agregadu;
- Resolve problema “bottleneck

Inflasaun: Atual no Previsaun

